




Excelbis Labs  
1920 E Warner Avenue  
Santa Ana, CA 92705

(714) 340-7099  
http://excelbislabs.com  
Lic# C8-0000059-LIC

# Candy Lemonz

Strain: Candy Lemonz	Produced:	Client
Matrix: Plant	Collected:	<b>The Depot</b>
Type: Flower - Cured	Received:	Lic. #
Sample Size: ; Batch:	Completed: 07/30/2025	2060 Placentia Ave
	Batch#: 50640338-23	Costa Mesa, CA 92627



## Summary

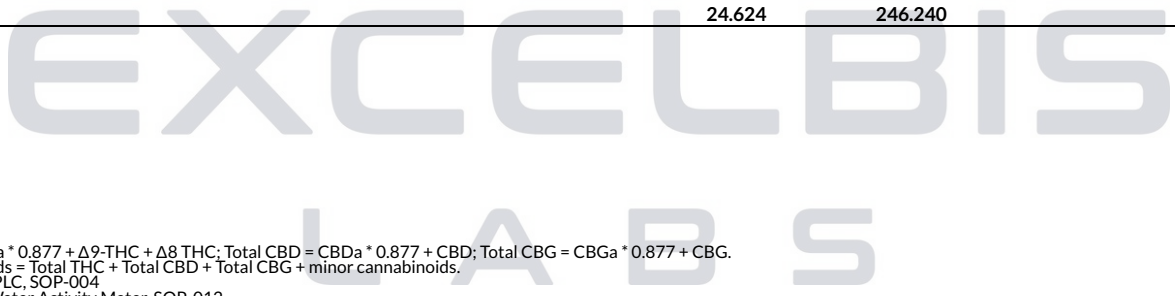
Test	Date Tested	Result
Batch		Pass
Cannabinoids		Complete
Foreign Matter	07/30/2025	Complete
Heavy Metals		Pass
Microbials		Pass
Moisture		13.0% - Complete
Mycotoxins		Pass
GCMS Pesticides		Pass
LCMS Pesticides		Pass
Water Activity		0.30 aw - Pass

## Cannabinoids

Complete

<b>23.811%</b> Total THC	<b>0.813%</b> Total CBD	<b>24.624%</b> Total Cannabinoids
-----------------------------	----------------------------	--------------------------------------

Analyte	LOD	LOQ	Result	Result
	mg/g	mg/g	%	mg/g
CBC	0.009	0.025	ND	ND
CBD	0.025	0.050	0.6873	6.873
CBDa	0.019	0.050	0.1436	1.436
CBG	0.025	0.050	ND	ND
CBN	0.009	0.025	ND	ND
Δ8-THC	0.019	0.050	ND	ND
Δ9-THC	0.019	0.050	0.2692	2.692
THCa	0.013	0.025	26.8433	268.433
THCV	0.025	0.050	ND	ND
<b>Total THC</b>			<b>23.811</b>	<b>238.107</b>
<b>Total CBD</b>			<b>0.813</b>	<b>8.132</b>
<b>Total CBG</b>			<b>ND</b>	<b>ND</b>
<b>Total</b>			<b>24.624</b>	<b>246.240</b>



Date Tested:

Total THC = THCa \* 0.877 + Δ9-THC + Δ8 THC; Total CBD = CBDa \* 0.877 + CBD; Total CBG = CBGa \* 0.877 + CBG.  
Total Cannabinoids = Total THC + Total CBD + Total CBG + minor cannabinoids.  
Cannabinoids: HPLC, SOP-004  
Water Activity: Water Activity Meter, SOP-012  
Moisture Content: Moisture Analyzer, SOP-011  
Foreign Matter: Visual Inspection, SOP-001



Accreditation #128081  
ISO/IEC 17025:2017

*Dr. Jerry White PhD Bryan Zahakaylo*

Jerry White, PhD  
Chief Scientific Officer

Bryan Zahakaylo  
Analyst

Confident LIMS  
All Rights Reserved  
coa.support@confidentlims.com  
(866) 506-5866  
www.confidentlims.com



ND = Not Detected, NR = Not Reported, LOD = Limit of Detection, LOQ = Limit of Quantitation. This product has been tested by Excelbis Labs LLC using valid testing methodologies and a quality system as required by state law. All LQC samples were performed and met the prescribed acceptance criteria in 16 CCR section 5730, pursuant to 16 CCR section 5726(e)(13). Values reported relate only to the product tested. Excelbis Labs LLC makes no claims as to the efficacy, safety or other risks associated with any detected or non-detected levels of any compounds reported herein. This Certificate shall not be reproduced except in full, without the written approval of Excelbis Labs LLC. This Certificate of Analysis is limited to the sample tested in a batch. This Certificate does not make any representation or warranty for all Products within the tested Batch.



# Super Lemon Haze

Strain: Super Lemon Haze	Produced:	Client
Matrix: Plant	Collected:	<b>The Depot</b>
Type: Flower - Cured	Received:	Lic. #
Sample Size: ; Batch:	Completed: 07/30/2025	2060 Placentia Ave
	Batch#:	Costa Mesa, CA 92627

## GC Pesticides

Pass

Analyte	LOD	LOQ	Limit	Mass	Status
	µg/g	µg/g	µg/g	µg/g	
Captan	0.054	0.097	0.7	ND	Pass
Chlordane (trans + cis)	0.058	0.098	0.058	ND	Pass
Chlorfenapyr	0.056	0.097	0.056	ND	Pass
Cyfluthrin	0.052	0.097	2	ND	Pass
Cypermethrin	0.054	0.097	1	ND	Pass
Parathion Methyl	0.039	0.097	0.039	ND	Pass
Pentachloronitrobenzene (Quintozene)	0.062	0.097	0.1	ND	Pass

## Mycotoxins

Pass

Analytes	LOD	LOQ	Limit	Conc.	Status
	µg/kg	µg/kg	µg/kg	µg/kg	
Aflatoxin B1	4.0000	5.0000		ND	Tested
Aflatoxin B2	4.0000	5.0000		ND	Tested
Aflatoxin G1	4.0000	5.0000		ND	Tested
Aflatoxin G2	4.0000	5.0000		ND	Tested
Ochratoxin A	10.0000	16.0000	20	ND	Pass
Total Aflatoxins			20	ND	Pass

## Microbials

Pass

Analyte	Limit	Detected / Not Detected	Status
	RFU/g	RFU/g	
Aspergillus flavus	0	Not Detected	Pass
Aspergillus fumigatus	0	Not Detected	Pass
Aspergillus niger	0	Not Detected	Pass
Aspergillus terreus	0	Not Detected	Pass
Shiga toxin-producing E. Coli	0	Not Detected	Pass
Salmonella SPP	0	Not Detected	Pass

## Heavy Metals

Pass

Analyte	LOD	LOQ	Limit	Conc.	Status
	PPM	PPM	PPM	PPM	
Arsenic	0.0150	0.05	0.2	ND	Pass
Cadmium	0.0113	0.05	0.2	ND	Pass
Lead	0.00615	0.05	0.5	ND	Pass
Mercury	0.00126	0.005	0.1	ND	Pass

GCMS Date Tested:  
Pesticides: GC-MS/MS. GCMS Method SOP-006  
LCMS Date Tested:  
Mycotoxins Footnote: Mycotoxins: LC-MS/MS, LCMS Method LCP-SOP-001  
Microbial Date Tested:  
Microbials Footnote: Microbial: SOP-010  
RFU = Relative Fluorescence Units  
Heavy Metals Date Tested:  
Heavy Metals: Heavy Metals: ICP-MS, SOP-007



Accreditation #128081  
ISO/IEC 17025:2017

*Dr. Jerry White PhD Bryan Zahakaylo*

Jerry White, PhD  
Chief Scientific Officer

Bryan Zahakaylo  
Analyst

Confident LIMS  
All Rights Reserved  
coa.support@confidentlims.com  
(866) 506-5866  
www.confidentlims.com



ND = Not Detected, NR = Not Reported, LOD = Limit of Detection, LOQ = Limit of Quantitation. This product has been tested by Excelbis Labs LLC using valid testing methodologies and a quality system as required by state law. All LQC samples were performed and met the prescribed acceptance criteria in 16 CCR section 5730, pursuant to 16 CCR section 5726(e)(13). Values reported relate only to the product tested. Excelbis Labs LLC makes no claims as to the efficacy, safety or other risks associated with any detected or non-detected levels of any compounds reported herein. This Certificate shall not be reproduced except in full, without the written approval of Excelbis Labs LLC. This Certificate of Analysis is limited to the sample tested in a batch. This Certificate does not make any representation or warranty for all Products within the tested Batch.



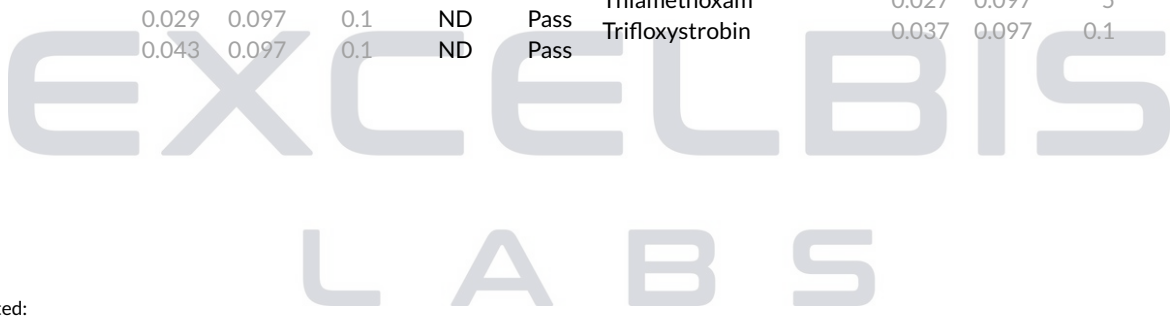
# Super Lemon Haze

Strain: Super Lemon Haze	Produced:	Client
Matrix: Plant	Collected:	<b>The Depot</b>
Type: Flower - Cured	Received:	Lic. #
Sample Size: ; Batch:	Completed: 07/30/2025	2060 Placentia Ave
	Batch#:	Costa Mesa, CA 92627

## LC Pesticides

Pass

Analyte	LOD	LOQ	Limit	Result	Status	Analyte	LOD	LOQ	Limit	Result	Status
	µg/g	µg/g	µg/g	µg/g			µg/g	µg/g	µg/g	µg/g	
Abamectin	0.043	0.097	0.1	ND	Pass	Imazalil	0.029	0.097	0.029	ND	Pass
Acephate	0.019	0.097	0.1	ND	Pass	Imidacloprid	0.021	0.097	5	ND	Pass
Acequinocyl	0.031	0.097	0.1	ND	Pass	Kresoxim Methyl	0.045	0.097	0.1	ND	Pass
Acetamiprid	0.023	0.097	0.1	ND	Pass	Malathion	0.027	0.097	0.5	ND	Pass
Aldicarb	0.029	0.097	0.029	ND	Pass	Metalaxyl	0.029	0.097	2	ND	Pass
Azoxystrobin	0.025	0.097	0.1	ND	Pass	Methiocarb	0.029	0.097	0.029	ND	Pass
Bifenazate	0.031	0.097	0.1	ND	Pass	Methomyl	0.029	0.097	1	ND	Pass
Bifenthrin	0.033	0.097	3	ND	Pass	Mevinphos	0.033	0.1	0.033	ND	Pass
Boscalid	0.021	0.097	0.1	ND	Pass	Myclobutanil	0.047	0.097	0.1	ND	Pass
Carbaryl	0.025	0.097	0.5	ND	Pass	Naled	0.033	0.097	0.1	ND	Pass
Carbofuran	0.033	0.097	0.033	ND	Pass	Oxamyl	0.021	0.097	0.5	ND	Pass
Chlorantraniliprole	0.025	0.097	10	ND	Pass	Pacllobutrazol	0.027	0.097	0.027	ND	Pass
Chlorpyrifos	0.019	0.097	0.019	ND	Pass	Permethrin (trans + cis)	0.033	0.1	0.5	ND	Pass
Clofentezine	0.035	0.097	0.1	ND	Pass	Phosmet	0.051	0.097	0.1	ND	Pass
Coumaphos	0.039	0.097	0.039	ND	Pass	Piperonyl Butoxide	0.037	0.097	3	ND	Pass
Daminozide	0.019	0.097	0.019	ND	Pass	Prallethrin	0.047	0.097	0.1	ND	Pass
Diazinon	0.031	0.097	0.1	ND	Pass	Propiconazole	0.023	0.097	0.1	ND	Pass
Dichlorvos	0.06	0.097	0.06	ND	Pass	Propoxur	0.027	0.097	0.027	ND	Pass
Dimethoate	0.027	0.097	0.027	ND	Pass	Pyrethrins (Cinerin + Jasmolin + Pyrethrin)	0.0133	0.04	0.5	ND	Pass
Dimethomorph (I + II)	0.033	0.1	2	ND	Pass	Pyridaben	0.033	0.1	0.1	ND	Pass
Ethoprophos	0.023	0.097	0.023	ND	Pass	Spinetoram (J + L)	0.033	0.1	0.1	ND	Pass
Etofenprox	0.041	0.097	0.041	ND	Pass	Spinosyn (A + D)	0.033	0.1	0.1	ND	Pass
Etoxazole	0.027	0.097	0.1	ND	Pass	Spiromesifen	0.047	0.097	0.1	ND	Pass
Fenhexamid	0.031	0.097	0.1	ND	Pass	Spirotetramat	0.019	0.097	0.1	ND	Pass
Fenoxycarb	0.041	0.097	0.041	ND	Pass	Spiroxamine	0.025	0.097	0.025	ND	Pass
Fenpyroximate	0.023	0.097	0.1	ND	Pass	Tebuconazole	0.027	0.097	0.1	ND	Pass
Fipronil	0.037	0.097	0.037	ND	Pass	Thiacloprid	0.033	0.097	0.033	ND	Pass
Flonicamid	0.039	0.097	0.1	ND	Pass	Thiamethoxam	0.027	0.097	5	ND	Pass
Fludioxonil	0.029	0.097	0.1	ND	Pass	Trifloxystrobin	0.037	0.097	0.1	ND	Pass
Hexythiazox	0.043	0.097	0.1	ND	Pass						



LCMS Date Tested:  
Pesticides: LC-MS/MS. LCMS Method SOP-005



Accreditation #128081  
ISO/IEC 17025:2017

*Dr. Jerry White PhD Bryan Zahakaylo*

Jerry White, PhD  
Chief Scientific Officer

Bryan Zahakaylo  
Analyst

Confident LIMS  
All Rights Reserved  
coa.support@confidentlims.com  
(866) 506-5866  
www.confidentlims.com



ND = Not Detected, NR = Not Reported, LOD = Limit of Detection, LOQ = Limit of Quantitation. This product has been tested by Excelbis Labs LLC using valid testing methodologies and a quality system as required by state law. All LQC samples were performed and met the prescribed acceptance criteria in 16 CCR section 5730, pursuant to 16 CCR section 5726(e)(13). Values reported relate only to the product tested. Excelbis Labs LLC makes no claims as to the efficacy, safety or other risks associated with any detected or non-detected levels of any compounds reported herein. This Certificate shall not be reproduced except in full, without the written approval of Excelbis Labs LLC. This Certificate of Analysis is limited to the sample tested in a batch. This Certificate does not make any representation or warranty for all Products within the tested Batch.